



地址: 浙江省宁波余姚市丈亭镇工业开发区3号 电话/Tel: +86-574-56319999
 Add: No.3, Zhangting Industrial Development Zone, Yuyao, Zhejiang Province, China



地址: 浙江省杭州湾上虞工业园区纬七路9号 电话/Tel: +86-575-82726366
 Add: No.9, Weiqi Rd., Hangzhou Bay Industrial Area, Shangyu City, Zhejiang Province, China



地址: 越南平阳省宝鹏县来渊邑宝鹏工业区A-14B-CN座 电话/Tel: +84-274-3803856
 Add: Lot A-14B-CN, Bau Bang Industrial Park, Lai Uyen Commune, Bau Bang District, Binh Duong Province, Vietnam



BLIND RIVET NUT

安基远拓 共享未来

Solid Foundation Creates Visionary Ideas



<http://www.china-anchor.com/>



宁波安拓实业有限公司

NINGBO ANCHOR FASTENERS INDUSTRIAL CO., LTD.

Quality Assurance, Technical Innovation, Customer Satisfaction

INDEX

| | |
|---|-------|
| ● 目录 Catalogues | 1 |
| ● 产品展示 Product Display | 2 |
| ● 宁波安拓实业有限公司简介 Ningbo Anchor Fasteners Introduction | 3-4 |
| ● 产品应用 Product Appliaction | 5 |
| ● 公司荣誉 Company Awards | 6 |
| ● 先进的生产设备 Advanced Production Equipments | 7 |
| ● 产品质检和研发中心 Product Quality Inspection and R&D Center | 8 |
| ● Q系列 Q-SERIES | 9-12 |
| ● E系列 E-SERIES | 12-13 |
| ● G系列 G-SERIES | 14-15 |
| ● P系列 P-SERIES | 15-16 |
| ● R系列 R-SERIES | 16-17 |
| ● L系列 L-SERIES | 17-18 |
| ● K系列 K-SERIES | 18-19 |
| ● H系列 H-SERIES | 19-20 |
| ● RN系列 RN-SERIES | 20 |
| ● A系列 A-SERIES | 21 |
| ● S系列 S-SERIES | 22-23 |
| ● CLOSED-END系列 CLOSED-END SERIES | 23-24 |

铆螺母 RIVET NUTS

Size: M3-M12

Material: carbon, aluminum, stainless steel.

PPAP available.



COMPANY RESUME



Ningbo Anchor Fasteners Introduction

Ningbo Anchor Fasteners Industrial Co., Ltd., the parent company within the Ningbo Anchor Group with individual investment USD 23.2 million, was founded in December 1995 and covers an area of 72,000 square meters.

We are equipped with full series of production machinery for Rivet Nuts and customized parts, including 40 multi-station cold formers, CNC lather, highspeed tapping machines, continuous bright heat treatment furnace, quality test equipment, and forging simulation software CPM. As a group, Ningbo Anchor pays great attention to human resource, technical development and production management. It is awarded "High Technology Center of the Zhejiang Province Enterprises" with its comprehensive research and development. We dedicated ourselves to offering our customers the best quality Rivet Nuts and correspondent service, while attracting a large group of more than 30 senior technical and management professionals.

Ningbo Anchor offers a wide range of rivet nuts with three different materials, carbon, aluminum and stainless steel A2 grade. We emphasize on continuously improving the quality of our products. In order to leverage ourselves and bring our managerial system to another level, Ningbo Anchor obtained the certification of ISO/IATF16949 and we are able to provide complete PPAP Level III report for automotive parts. We position ourselves as a strategic partner of our customers by delivering stable and quality-guaranteed products. Every piece that we produce has passed inspection by 3D optical sorting machine. Our mission is to offer excellent service and high quality Rivet Nuts for our valued customers.

宁波安拓实业有限公司简介

宁波安拓实业有限公司是一家外商独资企业，成立于1995年，注册资本从400万美金增加到2530万美金，是宁波安拓的母公司，下属子公司专业生产各类建筑五金件、汽车零部件、五金工具、高压油管接头、工程机械部件等一系列五金制品。其生产的各类建筑五金件、手工具套筒扳手及高铁预应力产品品质、销售等方面深受客户信赖并起草制定了国家标准，目前正申请单项冠军示范企业。拥有先进的国外及台湾进口的多工位成型机、CNC自动车床及精密的二次加工自动化设备，各种高精度检验检测设备百余台，规划到2028年全面自动化、智能化的生产。公司生产设备完善，产品从原材料、冷锻成型、二次加工、电镀、包装等一体化生产作业流程，品质可掌控，可快速供货，满足客户之要求。

公司拥有ISO9001:2015、IATF16949:2016质量管理体系认证、美国ICC认证，船舶认证，CE认证、ETA认证、浙江制造认证等各项认证。宁波安拓凭借先进的制造技术，先后通过高新技术企业、浙江省企业技术中心、余姚市市长质量奖并且荣获了浙江省名牌产品、浙江省知名商号、浙江省出口名牌、余姚市专利示范企业等多项荣誉称号。获得授权发明专利18项，实用新型专利3项，申请中发明专利2项。负责起草制定了《手动套筒扳手套筒》（标准号：GB/T73390.1-2004）、《混凝土用膨胀锚栓型式与尺寸》（标准号：GB/T22795-2008）等多项国家标准，目前宁波市单项冠军示范企业正在申请中，是国内紧固件及五金工具制造业的标杆。且荣获台北经营管理研究院颁发的第三届大陆杰出台商转型升级奖的光荣。

公司自2005年投入内销市场，并培育新产品的研发中心，在这十余年小有成就。先后成立了浙江拓进五金工具有限公司、宁波震睿五金工具有限公司、越南精毅五金工具责任有限公司、台湾拓进国际有限公司。

公司专注于产品的生产制造，与全球知名企业建立新模式的国际客户关系与战略联盟。利用冷锻技术的权威优势，产品除了OEM外，更是国际ODM、OBM的专业定点制造厂，产品已覆盖世界各地，并于2013年被评为中国五金制品研发、生产基地。安拓旗下自主品牌 "ARROW" 产品现在已经涵盖专业手动工具，综合组套、电工电子工具、气动工具及配件、液压起重工具、汽修汽保专用工具等十八大类3000余种规格，广泛用于工矿企业、汽车维修、船舶、电力、煤炭、钢铁、铁路及建筑装潢等领域。宁波安拓以强大的制造优势和质优平价的台湾品质，为中国工业用户提供更专业的解决方案。

公司秉承 "品质安定，技术创新，客户满意" 的质量方针，坚持 "客户第一" 的原则满足客户需求为己任，赢得了广大客户的称赞，公司目前正规划股票上市，努力为安拓打造一条职业化管理体系的路径，以期与客户取得 "双赢"，利润共享。

- 安拓愿景：1、拓展"安拓"品牌，成为五金行业内受人尊敬的企业；**
- 2、转型升级，由"制造安拓"升级为"品牌安拓"。**

产品应用 >>> PRODUCT APPLICATION

Application / 应用

Our Rivet Nuts are used in a diverse range of applications: Automobiles, Motorcycles, Computers, Office furniture, Chandeliers, Blenders, Containers, Escalators, Electrical equipment, Fitness equipment, etc.

宁波安拓实业有限公司的铆螺母产品广泛应用在汽车、摩托车、电脑、办公家具、吊灯、搅拌机、集装箱、自动扶梯、电器、健身器材等。



公司荣誉 >>> COMPANY AWARDS



安拓IATF16949:2016证书 IATF16949:2016 Certificate
安拓ISO9001:2015证书 ISO9001:2015 Certificate
CE认证证书 CE Certificate
套筒国标起草单位 Hand Operated Socket Wrenches-Socket
膨胀锚栓起草单位 Expansion Anchors for use in concrete-Type and Dimension



Installation Steps / 安装步骤



余姚市市长质量奖 Mayor Quality Award
第三届大陆杰出台商 3rd. Outstanding Taiwanese Enterprise in China
十佳外商投资企业 Top 10 Foreign Invested Enterprise
年度贡献一等奖 First Prize of Annual Contribution
获得授权发明专利19项 19 Patents Registered

先进的生产设备

Advanced Production Equipment

公司拥有现代化标准厂房，先进的生产设备，进口多工位成型机一百余台，完善的配套设施和优越的生产环境是产品精益求精的保证，公司整体设备采用国际较先进的流水生产线，使生产质量和效率得以全面提升。公司为国内外多家公司制造五金零件和专业工具，受到广大合作企业的青睐。

Technological factories, advanced equipments, hundred multi-forming machines, sophisticated ancillary facilities and superior production environment are our standard properties. By using advanced production processes, our qualities and productions are making great progress. We are recognised for our hardware fittings and professional tools around the world.



原材料
Raw Material



成型
Cold Forming



连续式光辉热处理炉
Continuous Bright Heat Treatment Furnace



攻牙
Tapping



电镀
Electroplating



3D光学筛选机
3D Optical Sorting Machine

产品质检和研发中心

Product Quality Inspection and R&D Center

产品检测是质量的保证，公司本着“品质安定，技术创新，客户满意”的质量方针，牢牢把关产品质量。使合作单位采购得以放心，在五金配件市场上，具有一定的公信力。

公司研发中心拥有一批专业的研发人才，配备了先进的研发设备。中心主要研发新产品、及产品的各种性能的测试，也是产品质量保证的一个重要部门。

"Quality Assurance, Technical Innovation, Customer Satisfaction" is always our goal when providing our product and service to our valued customers. Doing strict inspection makes our products reliable. Our research department equips advanced machines and professional members, developing new products, testing products' performances and insuring products' qualities are also their responsibilities.



德国CPM设计软件
German CPM Design Software



直读分光仪
Spectrometer



金相显微硬度机
Microhardness



数字式投影仪
Digital Precision Projector



拉力测试机
Tensile Tester



拉帽枪
Rivet Nut Tools



三坐标测量仪
3D Precise Coordinate Measuring Machine(CMM)

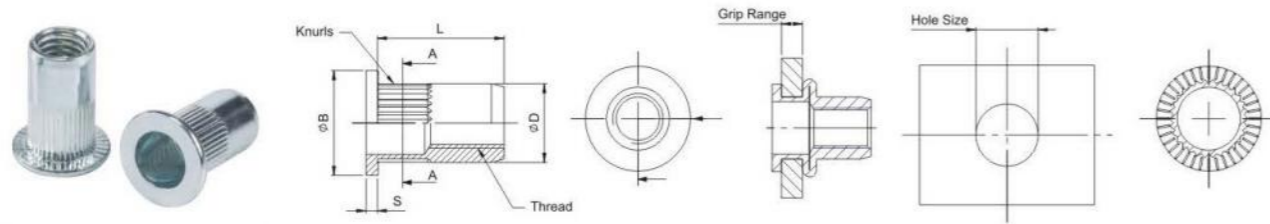


轮廓仪
Contour Graphing Machine



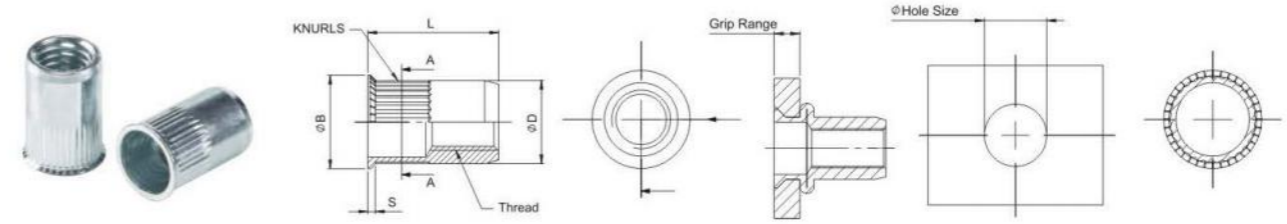
盐雾试验机
Salt Spray Tester

Q-SERIES Flat Head with Knurls and Serrations 平头铆螺母 (直纹+太阳齿)



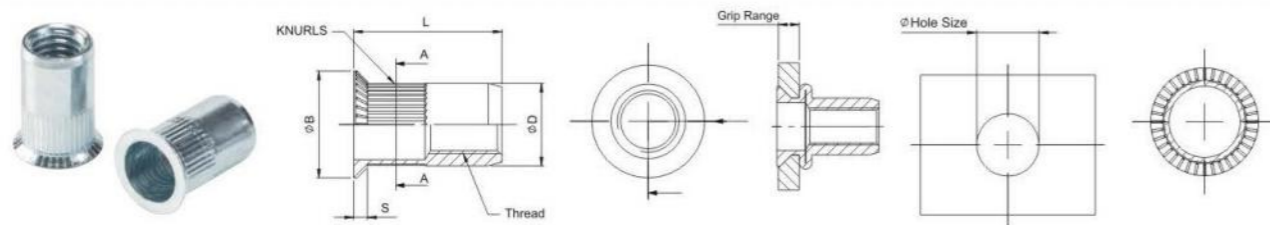
| 螺纹 Thread | 板厚 Grip Range | L | D | 孔径 Hole Size | B | S |
|--------------|--------------------|--------------|-------|-----------------|-------|-----|
| M3 | 0.5-3.0 | 10.0 | 4.97 | 5.1 | 6.75 | 1.0 |
| M4 | 0.5-3.0 3.1-4.0 | 10.0 12.0 | 5.97 | 6.1 | 8.75 | 1.0 |
| M5 | 0.5-3.0 3.1-6.0 | 12.0 15.0 | 6.97 | 7.1 | 9.75 | 1.0 |
| M6 | 0.5-3.0 3.1-6.0 | 14.5 17.5 | 8.97 | 9.1 | 12.75 | 1.5 |
| M8 | 0.5-3.0 3.1-5.5 | 16.0 19.0 | 10.97 | 11.1 | 15.75 | 1.5 |
| M10 | 1.0-3.5 3.5-6.0 | 17.0 22.0 | 12.97 | 13.1 | 18.75 | 2.0 |
| M12 | 1.0-4.0 | 23.0 | 15.97 | 16.1 | 22.75 | 2.0 |

Q-SERIES Reduced Countersunk Head with Knurls and Serrations 小头铆螺母 (直纹+太阳齿)



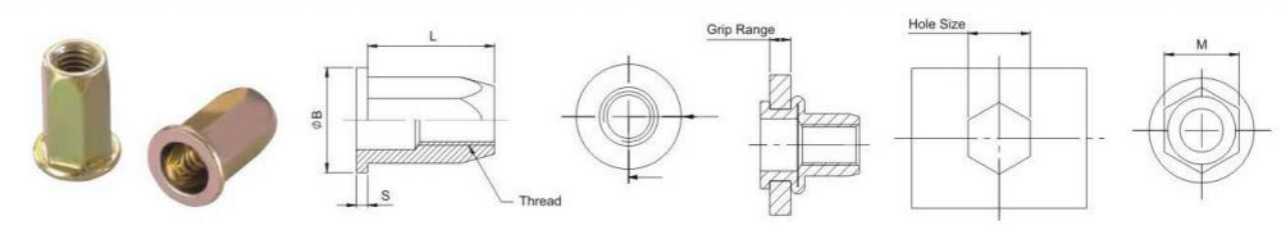
| 螺纹 Thread | 板厚 Grip Range | L | D | 孔径 Hole Size | B | S |
|--------------|------------------|------|-------|-----------------|-------|------|
| M4 | 0.5-3.0 | 10.0 | 5.97 | 6.1 | 6.75 | 0.65 |
| M5 | 0.5-3.0 | 11.5 | 6.97 | 7.1 | 7.75 | 0.65 |
| M6 | 0.5-3.0 | 14.0 | 8.97 | 9.1 | 9.75 | 0.65 |
| M8 | 0.5-3.0 | 15.5 | 10.97 | 11.1 | 11.75 | 0.65 |
| M10 | 0.5-3.5 | 19.5 | 12.97 | 13.1 | 13.75 | 0.85 |

Q-SERIES Countersunk Head with Knurls and Serrations 沉头铆螺母 (直纹+太阳齿)



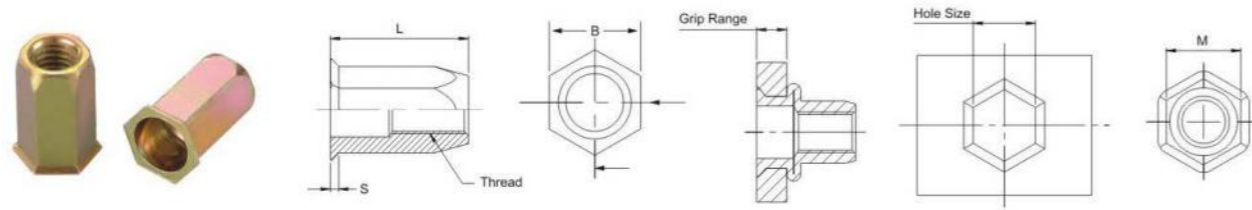
| 螺纹 Thread | 板厚 Grip Range | L | D | 孔径 Hole Size | B | S |
|--------------|------------------|------|-------|-----------------|-------|------|
| M4 | 1.5-3.5 | 11.5 | 5.97 | 6.1 | 8.75 | 1.65 |
| M5 | 1.5-4.0 | 13.5 | 6.97 | 7.1 | 9.75 | 1.65 |
| M6 | 1.5-4.5 | 16.0 | 8.97 | 9.1 | 11.75 | 1.65 |
| M8 | 1.5-4.5 | 19.0 | 10.97 | 11.1 | 13.75 | 1.65 |
| M10 | 1.5-4.5 | 21.0 | 12.97 | 13.1 | 15.75 | 1.65 |

Q-SERIES Flat Head, Full Hex 全六角平头铆螺母



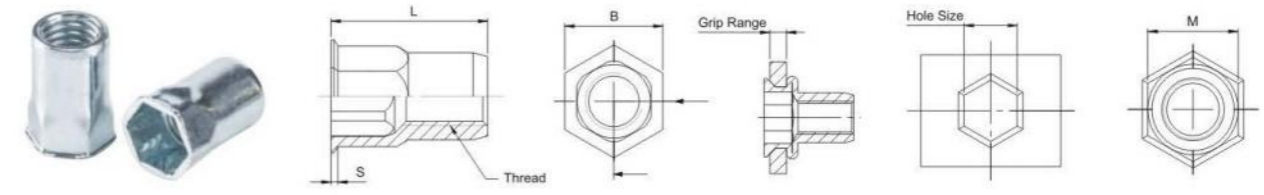
| 螺纹 Thread | 板厚 Grip Range | L | M | 孔径 Hole Size | B | S |
|--------------|------------------|------|------|-----------------|-------|-----|
| M4 | 0.5-3.0 | 11.5 | 6.0 | 6.1 | 9.25 | 1.0 |
| M5 | 0.5-3.0 | 13.5 | 7.0 | 7.1 | 10.25 | 1.0 |
| M6 | 0.5-3.0 | 15.5 | 9.0 | 9.1 | 12.25 | 1.5 |
| M8 | 0.5-3.0 | 17.5 | 11.0 | 11.1 | 15.75 | 1.5 |
| M10 | 1.0-4.0 | 22.0 | 13.0 | 13.1 | 16.25 | 2.0 |

Q-SERIES Reduced Countersunk Head, Full Hex 全六角小头铆螺母



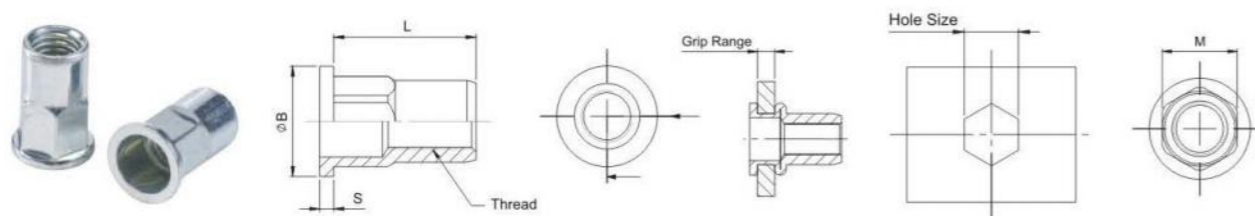
| 螺纹 Thread | 板厚 Grip Range | L | M | 孔径 Hole Size | B | S |
|--------------|------------------|------|------|-----------------|------|------|
| M4 | 0.5-3.0 | 12.0 | 6.0 | 6.1 | 7.0 | 0.75 |
| M5 | 0.5-3.0 | 14.0 | 7.0 | 7.1 | 8.0 | 0.75 |
| M6 | 0.5-3.0 | 16.0 | 9.0 | 9.1 | 10.0 | 0.85 |
| M8 | 0.5-3.0 | 18.0 | 11.0 | 11.1 | 12.0 | 0.85 |
| M10 | 1.0-4.0 | 22.0 | 13.0 | 13.1 | 14.0 | 1.00 |

Q-SERIES Reduced Countersunk Head, Semi-Hex 半六角小头铆螺母



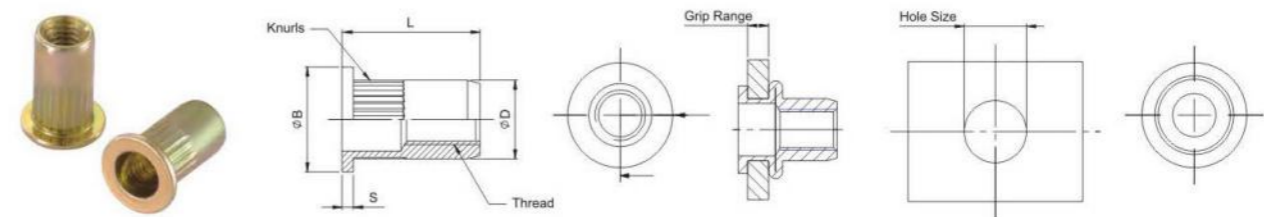
| 螺纹 Thread | 板厚 Grip Range | L | M | 孔径 Hole Size | B | S |
|--------------|------------------|------|------|-----------------|-------|------|
| M4 | 0.5-3.0 | 12.5 | 6.0 | 6.1 | 7.00 | 0.65 |
| M5 | 0.5-3.0 | 14.5 | 7.0 | 7.1 | 8.00 | 0.65 |
| M6 | 0.5-3.0 | 16.0 | 9.0 | 9.1 | 10.00 | 0.65 |
| M8 | 0.5-3.0 | 17.0 | 11.0 | 11.1 | 12.00 | 0.65 |
| M10 | 1.0-4.0 | 21.0 | 13.0 | 13.1 | 14.00 | 0.85 |

Q-SERIES Flat Head, Semi-Hex 半六角平头铆螺母



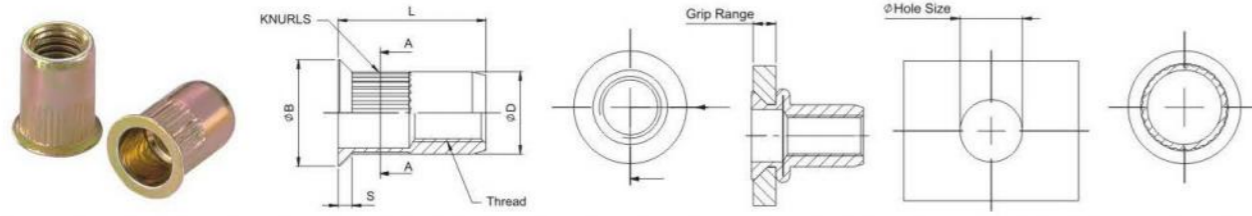
| 螺纹 Thread | 板厚 Grip Range | L | M | 孔径 Hole Size | B | S |
|--------------|------------------|------|------|-----------------|-------|-----|
| M4 | 0.5-3.0 | 11.5 | 6.0 | 6.1 | 8.75 | 1.0 |
| M5 | 0.5-3.0 | 13.5 | 7.0 | 7.1 | 9.75 | 1.0 |
| M6 | 0.5-3.0 | 15.5 | 9.0 | 9.1 | 12.25 | 1.5 |
| M8 | 0.5-3.0 | 17.5 | 11.0 | 11.1 | 14.75 | 1.5 |
| M10 | 1.0-4.0 | 22.0 | 13.0 | 13.1 | 16.25 | 2.0 |

E-SERIES Flat Head Round with Knurls 平头铆螺母（直纹）



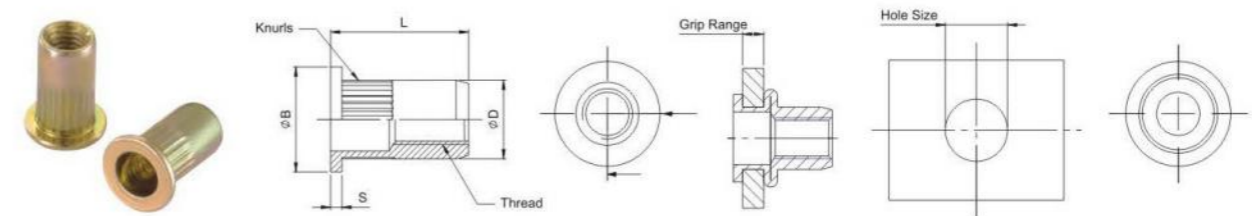
| 螺纹 Thread | 板厚 Grip Range | L | D | 孔径 Hole Size | B | S |
|--------------|--------------------|--------------|------|-----------------|------|-----|
| M3 | 0.5-3.0 | 10.5 | 4.9 | 5.0 | 7.0 | 0.8 |
| M4 | 0.5-2.5 3.1-4.0 | 11.0 13.0 | 5.9 | 6.0 | 9.0 | 1.0 |
| M5 | 0.5-3.0 3.1-4.0 | 13.0 16.0 | 6.9 | 7.0 | 10.0 | 1.0 |
| M6 | 0.5-3.0 3.1-4.5 | 16.0 17.5 | 8.9 | 9.0 | 12.0 | 1.5 |
| M8 | 0.5-3.0 3.1-5.5 | 17.5 20.0 | 10.9 | 11.0 | 15.0 | 1.5 |
| M10 | 0.5-3.0 3.0-6.0 | 19.0 24.0 | 11.9 | 12.0 | 16.0 | 2.0 |
| M12 | 1.0-4.0 | 25.0 | 15.9 | 16.0 | 22.0 | 2.0 |

E-SERIES Countersunk Head with Knurls 沉头铆螺母 (直纹)



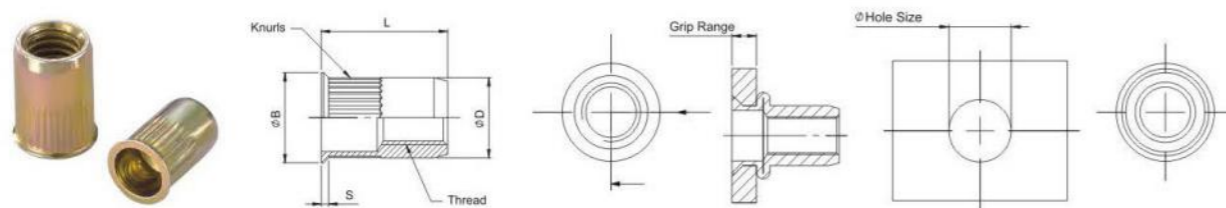
| 螺纹 Thread | 板厚 Grip Range | L | D | 孔径 Hole Size | B | S |
|--------------|------------------|------|------|-----------------|------|-----|
| M4 | 2.0-3.5 | 11.5 | 5.9 | 6.0 | 9.0 | 1.5 |
| M5 | 2.0-4.0 | 13.5 | 6.9 | 7.0 | 10.0 | 1.5 |
| M6 | 2.0-4.5 | 16.0 | 8.9 | 9.0 | 12.0 | 1.5 |
| M8 | 2.0-4.5 | 19.0 | 10.9 | 11.0 | 14.0 | 1.5 |
| M10 | 2.0-4.5 | 21.0 | 11.9 | 12.0 | 15.0 | 1.5 |

G-SERIES Flat Head with Knurls 平头铆螺母 (直纹)



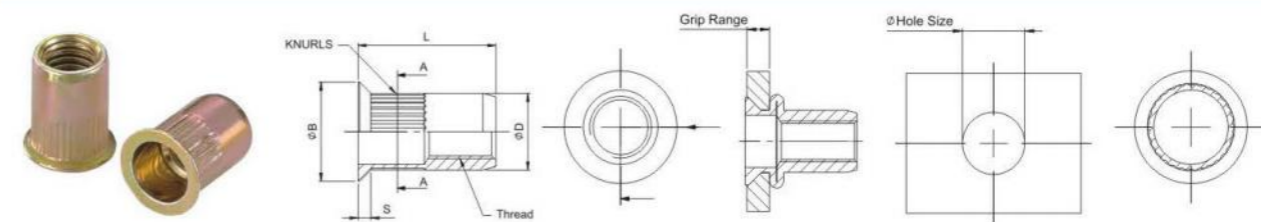
| 螺纹 Thread | 板厚 Grip Range | L | D | 孔径 Hole Size | B | S |
|--------------|------------------|------|------|-----------------|------|-----|
| M3 | 0.5-2.0 | 10.5 | 5.0 | 5.1 | 8.0 | 0.7 |
| M4 | 0.5-2.5 | 11.0 | 6.0 | 6.1 | 9.0 | 0.8 |
| M5 | 0.7-3.0 | 13.0 | 7.0 | 7.1 | 10.0 | 1.0 |
| M6 | 0.8-3.0 | 16.5 | 9.0 | 9.1 | 13.0 | 1.5 |
| M8 | 1.0-3.0 | 17.5 | 11.0 | 11.1 | 16.0 | 1.5 |
| M10 | 1.0-4.0 | 24.0 | 13.0 | 13.1 | 19.1 | 2.0 |
| M12 | 1.0-4.0 | 25.2 | 15.9 | 16.0 | 21.7 | 2.0 |

E-SERIES Reduced Countersunk Head with Knurls 小头铆螺母 (直纹)



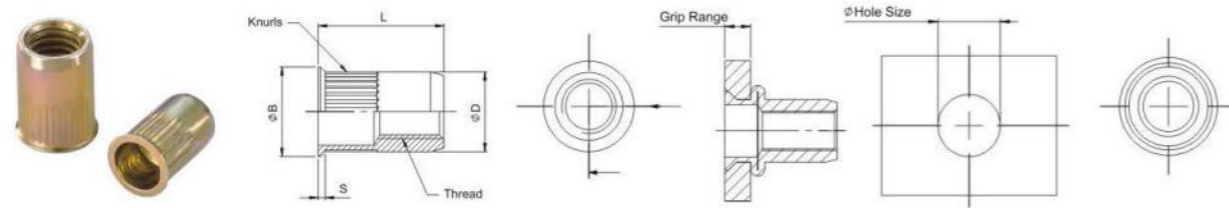
| 螺纹 Thread | 板厚 Grip Range | L | D | 孔径 Hole Size | B | S |
|--------------|------------------|------|------|-----------------|------|-----|
| M4 | 0.5-3.0 | 10.0 | 5.9 | 6.0 | 7.0 | 0.6 |
| M5 | 0.5-3.0 | 11.5 | 6.9 | 7.0 | 8.0 | 0.6 |
| M6 | 0.5-3.0 | 14.0 | 8.9 | 9.0 | 10.0 | 0.6 |
| M8 | 0.5-3.0 | 15.5 | 10.9 | 11.0 | 12.0 | 0.6 |
| M10 | 0.8-3.5 | 19.5 | 11.9 | 12.0 | 13.5 | 0.8 |

G-SERIES Countersunk Head with Knurls 沉头铆螺母 (直纹)



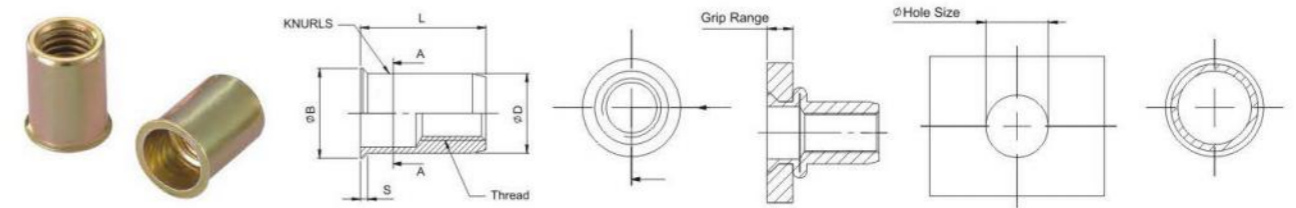
| 螺纹 Thread | 板厚 Grip Range | L | D | 孔径 Hole Size | B | S |
|--------------|------------------|------|------|-----------------|------|-----|
| M3 | 1.0-2.5 | 9.5 | 5.0 | 5.1 | 6.6 | 1.0 |
| M4 | 1.5-3.5 | 11.5 | 6.0 | 6.1 | 9.0 | 1.5 |
| M5 | 1.5-4.0 | 13.0 | 7.0 | 7.1 | 9.5 | 1.5 |
| M6 | 1.5-4.5 | 16.0 | 9.0 | 9.1 | 12.0 | 1.5 |
| M8 | 1.5-4.5 | 18.5 | 11.0 | 11.1 | 13.5 | 1.5 |
| M10 | 1.5-4.5 | 22.0 | 13.0 | 13.1 | 15.2 | 1.5 |
| M12 | 1.8-4.5 | 26.0 | 16.0 | 16.1 | 18.6 | 1.8 |

G-SERIES Reduced Countersunk Head with Knurls 小头铆螺母 (直纹)



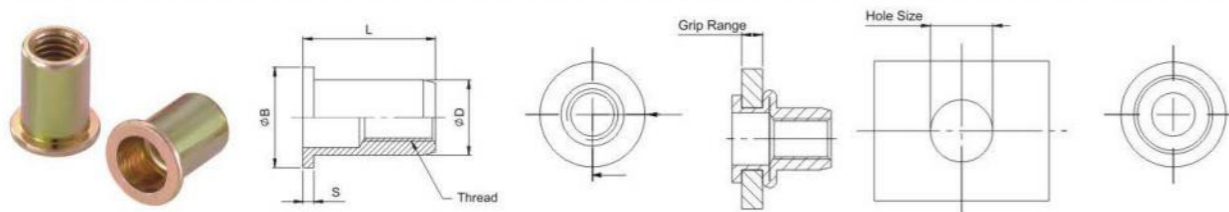
| 螺纹 Thread | 板厚 Grip Range | L | D | 孔径 Hole Size | B | S |
|--------------|--------------------|--------------|------|-----------------|------|------|
| M3 | 0.5-2.0 | 9.0 | 5.0 | 5.1 | 5.7 | 0.45 |
| M4 | 0.5-2.5 2.5-4.0 | 10.0 12.0 | 6.0 | 6.1 | 7.0 | 0.45 |
| M5 | 0.5-2.5 2.5-4.0 | 12.0 14.0 | 7.0 | 7.1 | 8.0 | 0.5 |
| M6 | 0.7-3.0 | 15.0 | 9.0 | 9.1 | 10.0 | 0.5 |
| M8 | 1.0-3.0 | 16.0 | 11.0 | 11.1 | 12.0 | 0.5 |
| M10 | 1.0-4.0 | 20.5 | 13.0 | 13.1 | 14.1 | 0.5 |
| M12 | 1.0-4.0 | 24.0 | 16.0 | 16.1 | 17.1 | 0.6 |

P-SERIES Reduced Countersunk Head 小头铆螺母



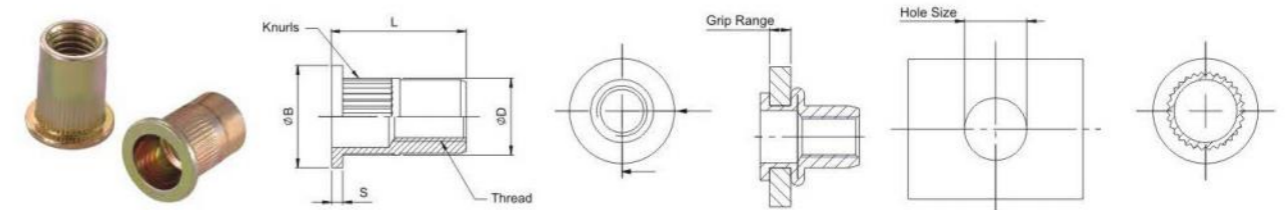
| 螺纹 Thread | 板厚 Grip Range | L | D | 孔径 Hole Size | B | S |
|--------------|-------------------------------|----------------------|------|-----------------|------|-----|
| M3 | 0.5-1.5 1.5-2.5 | 9.0 10.0 | 5.0 | 5.1 | 6.0 | 0.5 |
| M4 | 0.5-1.5 1.5-2.5 2.5-3.5 | 10.5 11.5 12.5 | 6.0 | 6.1 | 7.0 | 0.5 |
| M5 | 0.5-1.5 1.5-2.5 2.5-3.5 | 11.0 12.0 13.0 | 7.0 | 7.1 | 8.0 | 0.5 |
| M6 | 1.0-2.5 2.5-4.0 | 14.0 15.5 | 9.0 | 9.1 | 10.0 | 0.5 |
| M8 | 1.0-2.5 2.5-4.0 | 15.5 17.0 | 11.0 | 11.1 | 12.0 | 0.5 |
| M10 | 1.0-2.5 2.5-4.0 | 16.5 18.0 | 13.0 | 13.1 | 14.0 | 0.5 |

P-SERIES Flat Head 平头铆螺母



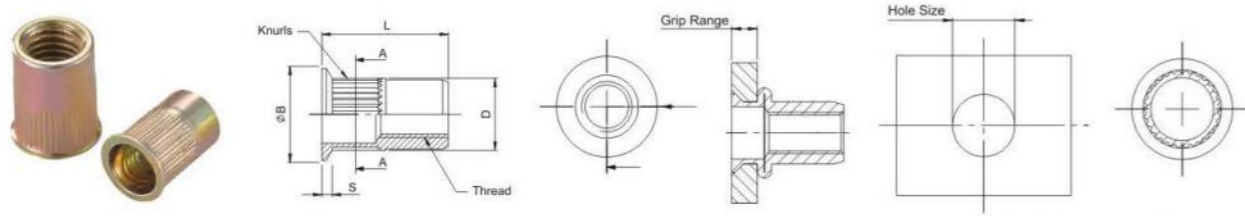
| 螺纹 Thread | 板厚 Grip Range | L | D | 孔径 Hole Size | B | S |
|--------------|-------------------------------|----------------------|------|-----------------|------|-----|
| M3 | 0.5-1.5 1.5-2.5 | 9.5 10.5 | 5.0 | 5.1 | 8.3 | 0.8 |
| M4 | 0.5-1.5 1.5-2.5 2.5-3.5 | 11.0 12.0 13.0 | 6.0 | 6.1 | 9.3 | 0.8 |
| M5 | 0.5-1.5 1.5-2.5 2.5-3.5 | 12.0 13.0 14.0 | 7.0 | 7.1 | 10.3 | 1.0 |
| M6 | 1.0-2.5 2.5-4.0 | 15.5 17.0 | 9.0 | 9.1 | 12.3 | 1.5 |
| M8 | 1.0-2.5 2.5-4.0 | 17.0 18.5 | 11.0 | 11.1 | 14.3 | 1.5 |
| M10 | 1.0-2.5 2.5-4.0 | 17.5 19.0 | 13.0 | 13.1 | 16.3 | 1.5 |

R-SERIES Flat Head 平头铆螺母 (直纹)



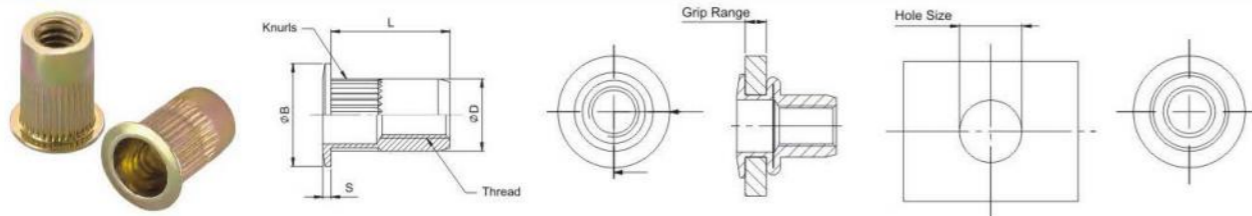
| 螺纹 Thread | 板厚 Grip Range | L | D | 孔径 Hole Size | B | S |
|--------------|-------------------------------|----------------------|------|-----------------|------|-----|
| M4 | 0.5-1.5 1.5-2.5 2.5-3.5 | 11.0 12.0 13.0 | 6.0 | 6.1 | 9.3 | 0.8 |
| M5 | 0.5-1.5 1.5-2.5 2.5-3.5 | 12.0 13.0 14.0 | 7.0 | 7.1 | 10.3 | 1.0 |
| M6 | 1.0-2.5 2.5-4.0 | 15.5 17.0 | 9.0 | 9.1 | 12.3 | 1.5 |
| M8 | 1.0-2.5 2.5-4.0 | 17.0 18.5 | 11.0 | 11.1 | 14.3 | 1.5 |

R-SERIES Reduced Countersunk Head 小头铆螺母 (直纹)



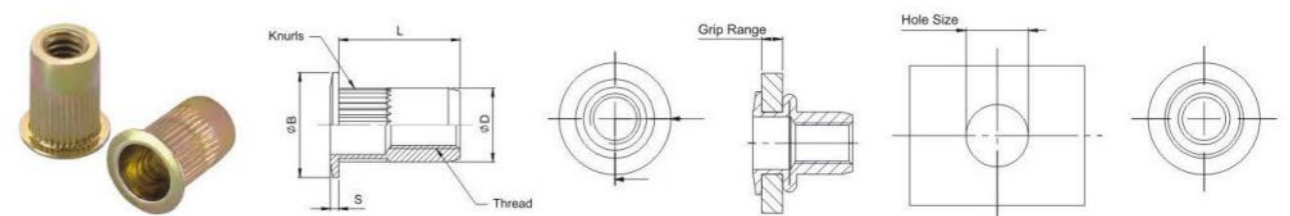
| 螺纹 Thread | 板厚 Grip Range | L | D | 孔径 Hole Size | B | S |
|--------------|--------------------|--------------|------|-----------------|------|-----|
| M3 | 1.5-2.5 | 10.0 | 5.0 | 5.1 | 6.0 | 0.5 |
| M4 | 0.5-1.5 | 10.5 | 6.0 | 6.1 | 7.0 | 0.5 |
| | 1.5-2.5 2.5-3.5 | 11.5 12.5 | | | | |
| M5 | 0.5-1.5 | 11.0 | 7.0 | 7.1 | 8.0 | 0.5 |
| | 1.5-2.5 2.5-3.5 | 12.0 13.0 | | | | |
| M6 | 1.0-2.5 | 14.0 | 9.0 | 9.1 | 10.0 | 0.5 |
| | 2.5-4.0 | 15.0 | | | | |
| M8 | 1.0-2.5 | 15.5 | 11.0 | 11.1 | 12.0 | 0.5 |
| | 2.5-4.0 | 17.0 | | | | |
| M10 | 1.0-2.5 | 16.0 | 13.0 | 13.1 | 14.0 | 0.5 |

L-SERIES Flat Head (Imperial) 平头铆螺母 (英制)



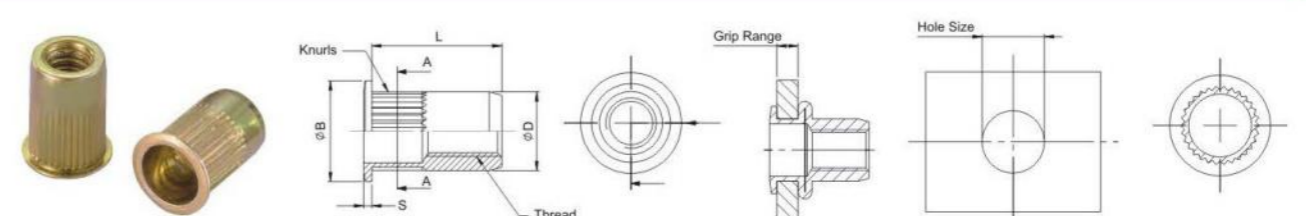
| 螺纹 Thread | 板厚 Grip Range | L | D | 孔径 Hole Size | B | S |
|--------------|------------------|-------|------|-----------------|------|------|
| #6-32 | .020-.080 | .420 | .265 | 17/64 | .390 | .030 |
| | .080-.130 | .470 | | | | |
| #8-32 | .020-.080 | .420 | .265 | 17/64 | .390 | .030 |
| | .080-.130 | .470 | | | | |
| #10-24 | .020-.130 | .475 | .296 | 19/64 | .415 | .030 |
| | .130-.225 | .585 | | | | |
| #10-32 | .020-.130 | .475 | .296 | 19/64 | .415 | .030 |
| | .130-.225 | .585 | | | | |
| 1/4-20 | .027-.165 | .580 | .390 | 25/64 | .500 | .030 |
| | .165-.260 | .680 | | | | |
| 5/16-18 | .027-.150 | .690 | .530 | 17/32 | .685 | .035 |
| | .150-.312 | .805 | | | | |
| 3/8-16 | .027-.150 | .690 | .530 | 17/32 | .685 | .035 |
| | .150-.312 | .805 | | | | |
| 1/2-13 | .063-.200 | 1.150 | .685 | 11/16 | .865 | .047 |
| | .200-.350 | 1.300 | | | | |

L-SERIES Flat Head (Metric) 平头铆螺母 (公制)



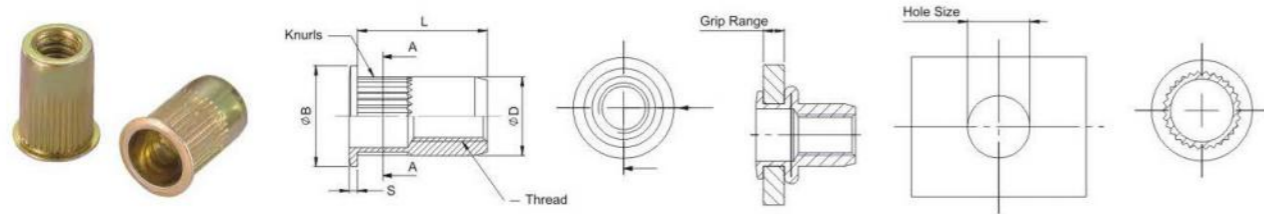
| 螺纹 Thread | 板厚 Grip Range | L | D | 孔径 Hole Size | B | S |
|--------------|--------------------|----------------|-------|-----------------|-------|------|
| M4 | 0.5-2.0 2.0-3.3 | 10.67 11.94 | 6.73 | 6.75 | 9.91 | 0.76 |
| M5 | 0.5-3.3 3.3-5.7 | 12.07 14.86 | 7.52 | 7.60 | 10.54 | 0.76 |
| M6 | 0.7-4.2 4.2-6.6 | 14.73 17.27 | 9.91 | 10.00 | 12.70 | 0.76 |
| M8 | 0.7-3.8 3.8-7.9 | 17.53 20.45 | 13.46 | 13.50 | 17.40 | 0.89 |
| M10 | 0.7-3.8 3.8-7.9 | 17.53 20.45 | 13.46 | 13.50 | 17.40 | 0.89 |
| M12 | 1.6-5.1 | 29.21 | 17.40 | 17.45 | 21.97 | 1.19 |
| | 5.1-8.9 | 33.02 | | | | |

K-SERIES Reduced Countersunk Head (Imperial) 小头铆螺母 (英制)



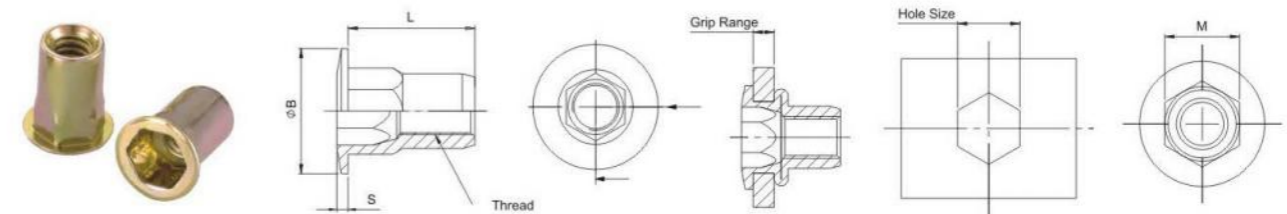
| 螺纹 Thread | 板厚 Grip Range | L | D | 孔径 Hole Size | B | S |
|--------------|------------------|------|------|-----------------|------|------|
| #6-32 | .020-.080 | .420 | .265 | 17/64 | .310 | .019 |
| | .080-.130 | .470 | | | | |
| #8-32 | .020-.080 | .420 | .265 | 17/64 | .310 | .019 |
| | .080-.130 | .470 | | | | |
| #10-24 | .020-.130 | .475 | .296 | 19/64 | .340 | .019 |
| | .130-.225 | .585 | | | | |
| #10-32 | .020-.130 | .475 | .296 | 19/64 | .340 | .019 |
| | .130-.225 | .585 | | | | |
| 1/4-20 | .027-.165 | .580 | .390 | 25/64 | .455 | .022 |
| | .165-.260 | .680 | | | | |
| 5/16-18 | .027-.150 | .690 | .530 | 17/32 | .595 | .022 |
| | .150-.312 | .805 | | | | |
| 3/8-16 | .027-.150 | .690 | .530 | 17/32 | .595 | .022 |
| | .150-.312 | .805 | | | | |

K-SERIES Reduced Countersunk Head (Metric) 小头铆螺母 (公制)



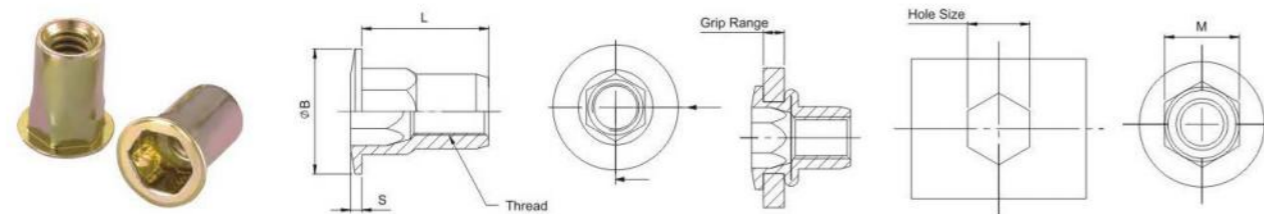
| 螺纹 Thread | 板厚 Grip Range | L | D | 孔径 Hole Size | B | S |
|--------------|--------------------|----------------|-------|-----------------|-------|------|
| M4 | 0.5-2.0 2.0-3.3 | 10.67 11.94 | 6.73 | 6.75 | 7.87 | 0.48 |
| M5 | 0.5-3.3 3.3-5.7 | 12.07 14.86 | 7.52 | 7.60 | 8.64 | 0.48 |
| M6 | 0.7-4.2 4.2-6.6 | 14.73 17.27 | 9.91 | 10.00 | 11.56 | 0.55 |
| M8 | 0.7-3.8 3.8-7.9 | 17.53 20.45 | 13.46 | 13.50 | 15.11 | 0.55 |
| M10 | 0.7-3.8 3.8-7.9 | 17.53 20.45 | 13.46 | 13.50 | 15.11 | 0.55 |

H-SERIES Semi-Hex, Flat Head (Metric) 半六角平头铆螺母 (公制)



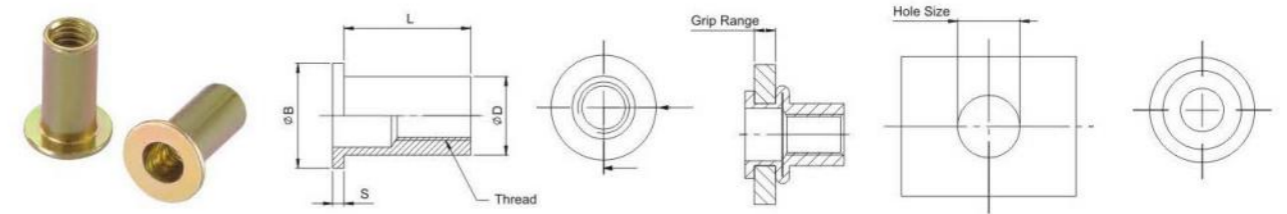
| 螺纹 Thread | 板厚 Grip Range | L | M | 孔径 Hole Size | B | S |
|--------------|--------------------|----------------|-------|-----------------|-------|------|
| M4 | 0.5-2.0 2.0-3.3 | 9.78 11.05 | 6.35 | 6.35 | 9.53 | 0.68 |
| M5 | 0.5-3.3 3.3-5.7 | 11.05 13.59 | 7.10 | 7.14 | 9.91 | 0.68 |
| M6 | 0.7-4.2 4.2-6.6 | 14.86 17.40 | 9.50 | 9.53 | 12.96 | 0.76 |
| M8 | 0.7-3.8 3.8-7.9 | 17.40 21.46 | 12.70 | 12.70 | 16.64 | 0.89 |
| M10 | 0.7-3.8 3.8-7.9 | 17.40 21.46 | 12.70 | 12.70 | 16.64 | 0.89 |

H-SERIES Semi-Hex, Flat Head (Imperial) 半六角平头铆螺母 (英制)



| 螺纹 Thread | 板厚 Grip Range | L | M | 孔径 Hole Size | B | S |
|--------------|------------------------|--------------|------|-----------------|------|------|
| #6-32 | .020-.080 .080-.130 | .385 .435 | .249 | .250 | .375 | .027 |
| #8-32 | .020-.080 .080-.130 | .385 .435 | .249 | .250 | .375 | .027 |
| #10-24 | .020-.130 .130-.225 | .435 .535 | .280 | .281 | .390 | .027 |
| #10-32 | .020-.130 .130-.225 | .435 .535 | .280 | .281 | .390 | .027 |
| 1/4-20 | .027-.165 .165-.260 | .585 .685 | .374 | .375 | .510 | .030 |
| 5/16-18 | .027-.150 .150-.312 | .685 .845 | .499 | .500 | .655 | .035 |
| 3/8-16 | .027-.150 .150-.312 | .685 .845 | .499 | .500 | .655 | .035 |

RN-SERIES Flat Head 平头铆螺母



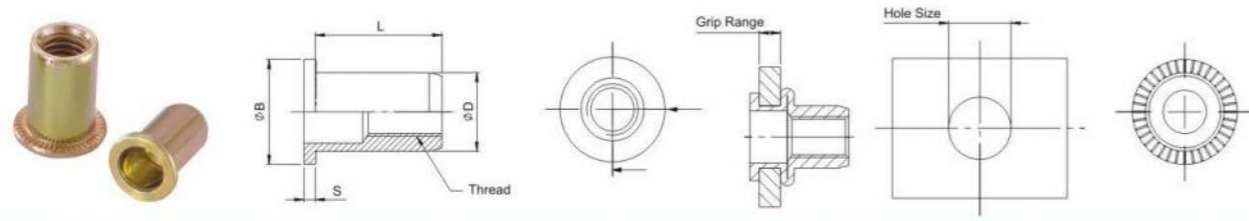
| 螺纹 Thread | 板厚 Grip Range | L | D | 孔径 Hole Size | B |
|--------------|-------------------------------------|-----------------------|------|-----------------|------|
| #6-32 | .010-.075 .075-.120 | .438 .500 | .189 | #12(.189) | .325 |
| #8-32 | .010-.075 .075-.120 | .438 .500 | .221 | #2(.221) | .357 |
| #10-32 | .010-.080 .080-.130 | .531 .594 | .250 | 1/4(.250) | .406 |
| 1/4-20 | .020-.080 .080-.140 .410-.200 | .625 .687 .750 | .332 | Q(.332) | .475 |
| 5/16-18 | .030-.125 .125-.200 | .750 .875 | .413 | Z(.413) | .665 |
| 3/8-16 | .030-.115 .115-.200 .200-.285 | .844 .938 1.031 | .490 | 12.5mm(.490) | .781 |

产品展示

PRODUCT INTRODUCE

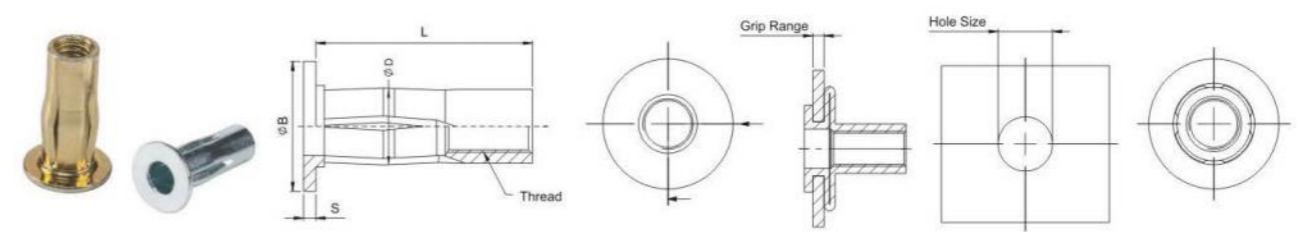


A-SERIES Flat Head 平头铆螺母 (太阳齿)



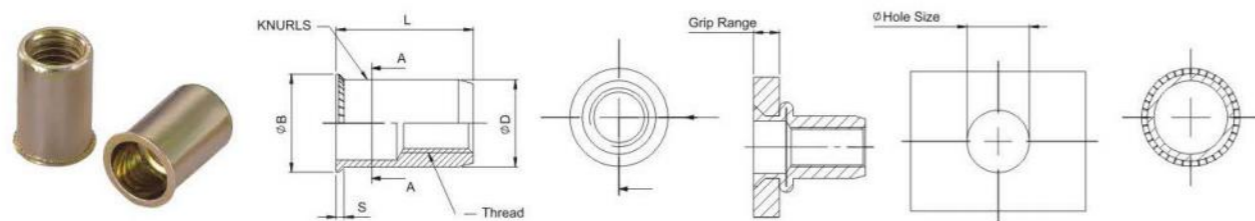
| 螺纹 Thread | 板厚 Grip Range | L | D | 孔径 Hole Size | B | S |
|--------------|--------------------|--------------|------|-----------------|------|-----|
| M3 | 1.0-2.5 | 9.5 | 4.9 | 5.0 | 8.0 | 0.8 |
| M4 | 1.0-2.5 | 11.0 | 6.0 | 6.1 | 9.0 | 0.8 |
| M5 | 0.5-3.0 | 13.5 | 6.9 | 7.0 | 10.0 | 1.2 |
| M6 | 1.0-2.5 2.5-4.0 | 14.5 16.5 | 8.9 | 9.0 | 12.0 | 1.5 |
| M8 | 0.8-3.5 | 18.0 | 11.0 | 11.1 | 15.0 | 1.5 |
| M10 | 1.0-3.5 3.5-6.0 | 19.5 22.0 | 11.9 | 12.0 | 16.0 | 1.7 |

S-SERIES Split Nut Pre-Bulbed 开叉铆螺母 (膨) 英制



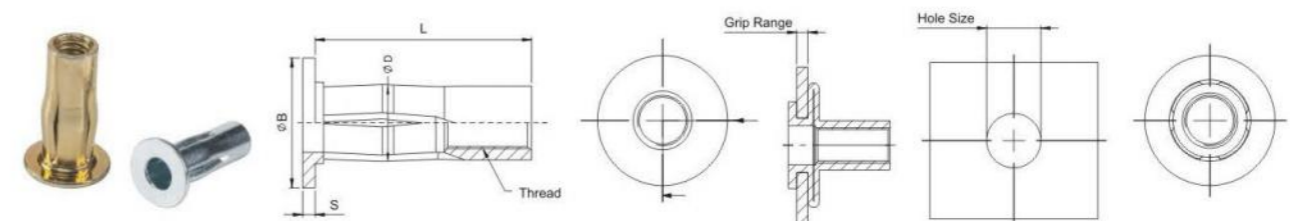
| 螺纹 Thread | 板厚 Grip Range | L | D | 孔径 Hole Size | B | S |
|--------------|------------------------|----------------|------|-----------------|------|------|
| #10-32 | .020-.175 .175-.320 | .781 .921 | .329 | .336 | .500 | .038 |
| 1/4-20 | .020-.280 .280-.500 | 1.000 1.235 | .384 | .390 | .625 | .057 |
| 5/16-18 | .020-.280 .280-.500 | 1.141 1.375 | .495 | .500 | .750 | .062 |
| 3/8-16 | .020-.280 | 1.218 | .587 | .594 | .875 | .088 |

A-SERIES Reduced Countersunk Head 小头铆螺母 (太阳齿)



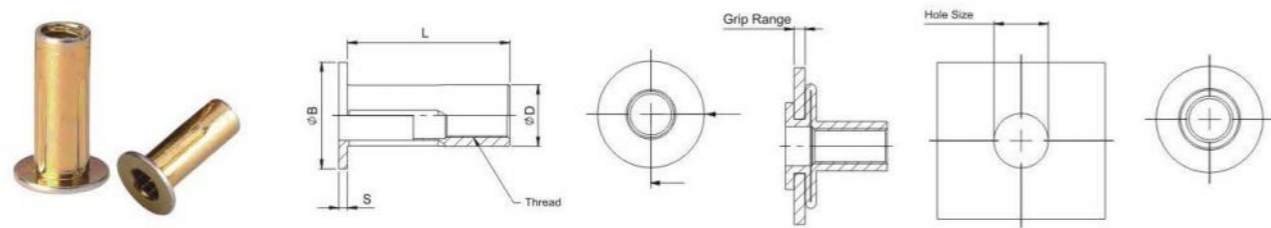
| 螺纹 Thread | 板厚 Grip Range | L | D | 孔径 Hole Size | B | S |
|--------------|------------------|------|-------|-----------------|------|-----|
| M3 | 0.5-1.5 | 9.0 | 4.80 | 4.9 | 5.5 | 0.4 |
| M4 | 0.5-1.5 | 10.4 | 6.35 | 6.5 | 7.2 | 0.5 |
| M5 | 0.5-2.0 | 12.0 | 7.10 | 7.2 | 8.0 | 0.6 |
| M6 | 0.8-2.5 | 15.0 | 9.50 | 9.5 | 10.7 | 0.6 |
| M8 | 1.0-3.0 | 16.0 | 10.50 | 10.6 | 11.7 | 0.6 |

S-SERIES Split Nut Pre-Bulbed 开叉铆螺母 (膨) 公制



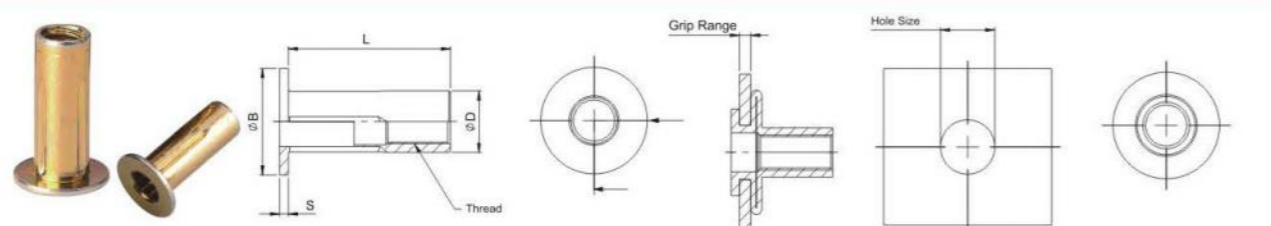
| 螺纹 Thread | 板厚 Grip Range | L | D | 孔径 Hole Size | B | S |
|--------------|----------------------|----------------|-------|-----------------|-------|------|
| M6x1.0 | 0.50-7.1 7.1-12.7 | 25.4 31.34 | 9.8 | 10 | 15.88 | 1.45 |
| M8x1.25 | 0.50-7.1 7.1-12.7 | 29.25 34.93 | 12.57 | 12.7 | 19.05 | 1.57 |
| M10x1.5 | 0.50-7.1 | 30.94 | 14.91 | 15.09 | 22.2 | 2.24 |

S-SERIES Split Nut Straight Shank 开叉铆螺母（直）英制



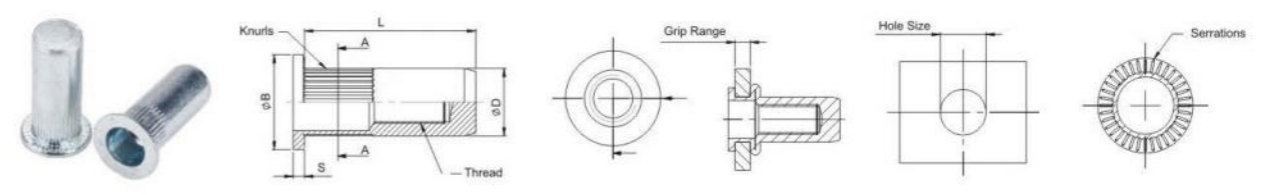
| 螺纹 Thread | 板厚 Grip Range | L | D | 孔径 Hole Size | B | S |
|--------------|------------------------|----------------|------|-----------------|------|------|
| #10-32 | .020-.175 .175-.320 | .781 .921 | .272 | .273 | .500 | .038 |
| 1/4-20 | .020-.280 .280-.500 | 1.000 1.234 | .346 | .347 | .625 | .058 |
| 5/16-18 | .020-.280 .280-.500 | 1.141 1.375 | .437 | .438 | .750 | .062 |
| 3/8-16 | .020-.280 .280-.500 | 1.218 1.437 | .514 | .515 | .875 | .088 |

S-SERIES Split Nut Straight Shank 开叉铆螺母（直）公制



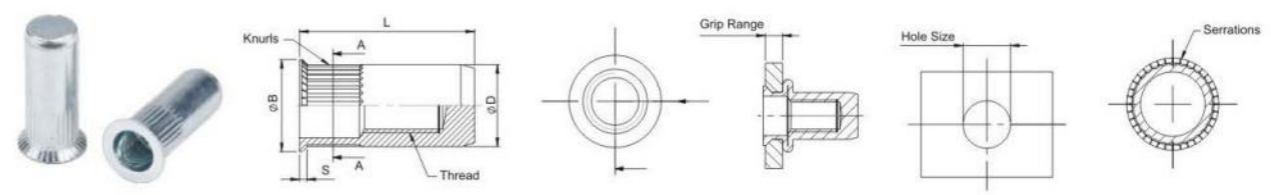
| 螺纹 Thread | 板厚 Grip Range | L | D | 孔径 Hole Size | B | S |
|--------------|----------------------|---------------|-------|-----------------|-------|------|
| M6x1.0 | 0.50-7.1 7.1-12.7 | 25.4 31.32 | 8.79 | 8.8 | 15.87 | 1.5 |
| M8x1.25 | 0.50-7.1 7.1-12.7 | 28.95 34.9 | 11.1 | 11.11 | 19.04 | 1.57 |
| M10x1.5 | 0.50-7.1 7.1-12.7 | 30.94 36.5 | 13.06 | 13.07 | 22.23 | 2.24 |

CLOSED-END Flat Head with Knurls and Serrations 盲孔平头铆螺母



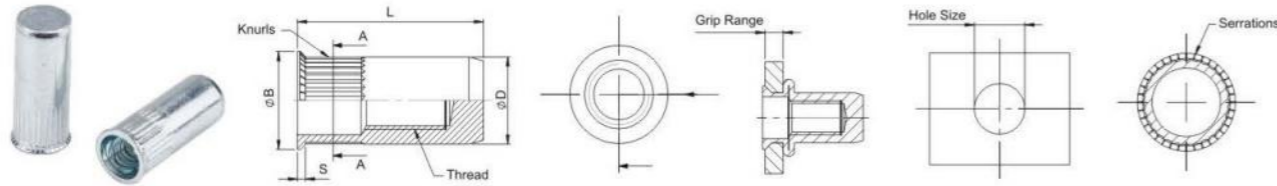
| 螺纹 Thread | 板厚 Grip Range | L | D | 孔径 Hole Size | B | S |
|--------------|------------------|------|-------|-----------------|------|-----|
| M4 | 0.5-3.0 | 16.5 | 5.90 | 6.1 | 8.5 | 1.0 |
| M5 | 0.5-3.0 | 19.0 | 6.90 | 7.1 | 9.5 | 1.0 |
| M6 | 0.5-3.0 | 22.0 | 8.90 | 9.1 | 12.5 | 1.5 |
| M8 | 0.5-3.0 | 26.5 | 10.90 | 11.1 | 15.5 | 1.5 |
| M10 | 1.0-3.5 | 37.0 | 12.90 | 13.1 | 18.5 | 2.0 |

CLOSED-END Countersunk Head with Knurls and Serrations 盲孔沉头铆螺母



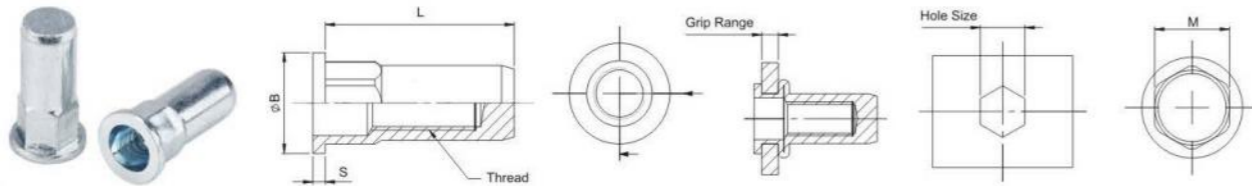
| 螺纹 Thread | 板厚 Grip Range | L | D | 孔径 Hole Size | B | S |
|--------------|------------------|------|-------|-----------------|------|-----|
| M4 | 1.5-3.5 | 17.5 | 5.90 | 6.1 | 8.5 | 1.5 |
| M5 | 1.5-4.0 | 20.5 | 6.90 | 7.1 | 9.5 | 1.5 |
| M6 | 1.5-4.5 | 23.5 | 8.90 | 9.1 | 11.5 | 1.5 |
| M8 | 1.5-4.5 | 28.0 | 10.90 | 11.1 | 13.5 | 1.5 |
| M10 | 1.5-4.5 | 36.0 | 12.90 | 13.1 | 15.5 | 1.5 |

CLOSED-END Reduced Countersunk Head with Knurls and Serrations 盲孔小头铆螺母



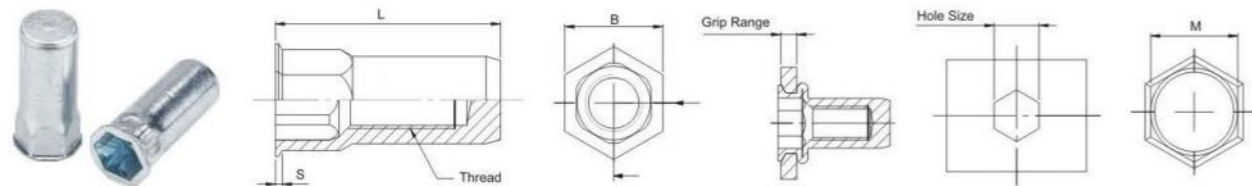
| 螺纹 Thread | 板厚 Grip Range | L | D | 孔径 Hole Size | B | S |
|--------------|------------------|------|-------|-----------------|------|-----|
| M4 | 0.5-3.0 | 16.0 | 5.90 | 6.1 | 6.5 | 0.5 |
| M5 | 0.5-3.0 | 19.0 | 6.90 | 7.1 | 7.5 | 0.5 |
| M6 | 0.5-3.0 | 22.5 | 8.90 | 9.1 | 9.5 | 0.5 |
| M8 | 0.5-3.0 | 25.5 | 10.90 | 11.1 | 11.5 | 0.5 |
| M10 | 1.0-3.5 | 35.0 | 12.90 | 13.1 | 13.5 | 0.7 |

CLOSED-END Flat Head, Semi-Hex 盲孔半六角平头铆螺母



| 螺纹 Thread | 板厚 Grip Range | L | M | 孔径 Hole Size | B | S |
|--------------|------------------|------|-------|-----------------|------|-----|
| M4 | 0.5-3.0 | 16.0 | H5.9 | H6.1 | 8.5 | 1.0 |
| M5 | 0.5-3.0 | 19.0 | H6.9 | H7.1 | 9.5 | 1.0 |
| M6 | 0.5-3.0 | 21.5 | H8.9 | H9.1 | 12.0 | 1.5 |
| M8 | 0.5-3.0 | 25.0 | H10.9 | H11.1 | 14.5 | 1.5 |
| M10 | 1.0-4.0 | 35.5 | H12.9 | H13.1 | 16.0 | 2.0 |

CLOSED-END Reduced Countersunk Head, Semi-Hex 盲孔半六角小头铆螺母



| 螺纹 Thread | 板厚 Grip Range | L | M | 孔径 Hole Size | B | S |
|--------------|------------------|------|-------|-----------------|-------|-----|
| M4 | 0.5-3.0 | 16.5 | H5.9 | H6.1 | H7.0 | 0.5 |
| M5 | 0.5-3.0 | 19.5 | H6.9 | H7.1 | H8.0 | 0.5 |
| M6 | 0.5-3.0 | 22.5 | H8.9 | H9.1 | H10.0 | 0.5 |
| M8 | 0.5-3.0 | 25.5 | H10.9 | H11.1 | H12.0 | 0.5 |
| M10 | 1.0-4.0 | 35.5 | H12.9 | H13.1 | H14.0 | 0.7 |

汽车配件
AUTOMOBILE PARTS



According to customer's drawing

- 宁波安拓公司采用多工位成形机冷锻成形后,再经CNC数控车床及二次加工设备,可承接较困难及精密的零件业务。

Ningbo Anchor adopts multi-stations cold forging machines with CNC auto-lathe and second-stage processing equipments , We are able to produce high level and precise products .

- 生产范围: 螺帽成形机 $\varnothing 3 \times 3L - \varnothing 42 \times 100L$
螺丝成形机 $\varnothing 2 \times 3L - \varnothing 30 \times 250L / M20 \times 32HX450L$

Production Range : Nut Forming Machine $\varnothing 3 \times 3L - \varnothing 42 \times 100L$
Bolt Forming Machine $\varnothing 2 \times 3L - \varnothing 30 \times 250L / M20 \times 32HX450L$